



**REPORT OF THE AUDITOR GENERAL OF THE REPUBLIC OF TRINIDAD AND TOBAGO ON THE FINANCIAL STATEMENTS OF THE TUNAPUNA/PIARCO REGIONAL CORPORATION FOR THE YEAR ENDED SEPTEMBER 30, 2008**

The accompanying Financial Statements of the Tunapuna/Piarco Regional Corporation for the year ended September 30, 2008 have been audited. The statements as set out on pages 1 to 20 comprise a Statement of Receipts and Payments, an Income Statement, a Development Programme Expenditure Statement, a Recurrent Expenditure Statement for the year ended September 30, 2008 and supporting schedules.

**MANAGEMENT'S RESPONSIBILITY FOR THE FINANCIAL STATEMENTS**

2. The management of the Tunapuna/Piarco Regional Corporation (the Corporation) is responsible for the preparation and fair presentation of these financial statements in accordance with the basis of accounting approved by the Minister of Finance, and for such internal control as management determines is necessary to enable the preparation of financial statements that are free from material misstatement, whether due to fraud or error.

**AUDITOR'S RESPONSIBILITY**

3. The Auditor General's responsibility is to express an opinion on these financial statements based on the audit. The audit which was carried out in accordance with section 116 of the Constitution of the Republic of Trinidad and Tobago and section 113 (2) of the Municipal Corporations Act, Chapter 25:04 was conducted in accordance with accepted auditing standards. Those standards require that ethical requirements be complied with and that the audit be planned and performed to obtain reasonable assurance about whether the financial statements are free from material misstatement.

4. An audit involves performing procedures to obtain audit evidence about the amounts and disclosures in the financial statements. The procedures selected depend on the auditor's judgment, including the assessment of the risks of material misstatement of the financial statements, whether due to fraud or error. In making those risk assessments, the auditor considers internal control relevant to the entity's preparation and fair presentation of the financial statements in order to design audit procedures that are appropriate in the circumstances, but not for the purpose of expressing an opinion on the effectiveness of the entity's internal control. An audit also includes evaluating the appropriateness of accounting policies used and the reasonableness of accounting estimates made by management, as well as evaluating the overall presentation of the financial statements.

5. It is my view that the audit evidence obtained is sufficient and appropriate to provide a basis for the qualified audit opinion.



## **BASIS FOR QUALIFIED OPINION**

### **CASH BOOK BALANCE - \$5,222,421.00**

6.1 The above balance of \$5,222,241.00 reflected on the Statement of Receipts and Payments differed from the figure of \$10,540,453.82 shown in the Cash Book and the figure of \$4,034,358.45 shown on the bank reconciliation statement as at 30<sup>th</sup> September 2008.

6.2 The bank reconciliation statement as at 30<sup>th</sup> September 2008 included an un-cleared item which totalled \$6,557,110.58 and described as 'Bank debits not found in Cashbook'. This un-cleared item comprised several cheque payments and miscellaneous debits which were seen on the Corporation's bank account statements but were not recorded in the Cash Book.

### **DEVELOPMENT PROGRAMME - \$1,891,177.00**

7. Expenditure totalling \$1,100,927.80 incurred during the period was incorrectly omitted from the financial statements.

### **GOODS AND SERVICES**

#### **Street Lighting - \$7,500,344.00**

8. Two vouchers with supporting source documents were not produced for the verification of expenditure totalling \$2,200,000.00.

### **FIXED ASSETS**

9. Assets which were vested in the Corporation by virtue of the Tunapuna/Piarco Regional Corporation Vesting Order, 2000 have not been accounted for in these financial statements.

## **QUALIFIED OPINION**

10. In my opinion, except for the effects of the matters described in the basis for Qualified Opinion at paragraphs 6.1 to 9 above, the financial statements present fairly, in all material respects, the financial performance of the Tunapuna/Piarco Regional Corporation as at September 30, 2008 in accordance with the Cash Basis of Accounting.

## **LEGAL AND OTHER REGULATORY REQUIREMENTS**

### **BASIS OF ACCOUNTING**

11.1 Section 113 (1) of the Municipal Corporations Act, Chapter 25:04 (the Act) states:

*"Every Corporation shall keep its accounts in a form, having regard to its annual estimates, approved by the Minister of Finance."*



11.2 The approval of the Minister of Finance was not seen for the basis of accounting adopted by the Corporation as required by the Act.

#### **EXPENDITURE IN EXCESS OF AMOUNTS RELEASED**

12.1 Section 67 of the Financial Regulations Chapter, 69:01 states: "Accounting Officers shall ensure that at all times votes are sufficient to meet all commitments, and that the uncommitted portion of any vote will accommodate all anticipated expenditure against the vote for the remainder of the year."


12.2 There were 12 sub-items under Personnel Expenditure and 24 sub-items under Goods and Services where expenditure plus commitments exceeded the amounts released by the sums of \$4.5 million and \$9.9 million respectively. The authority for this excess expenditure was not produced.

#### **SUBMISSION OF REPORT**

13. This Report is being submitted to the Speaker of the House of Representatives, the President of the Senate and the Minister of Finance in accordance with the requirements of sections 116 and 119 of the Constitution of the Republic of Trinidad and Tobago.


**18<sup>th</sup> October, 2018  
PORT-OF-SPAIN**



  
**MAJEED ALI  
AUDITOR GENERAL**

*CA*  
2018.10.18

# TUNAPUNA/PIARCO REGIONAL CORPORATION



## FINANCIAL STATEMENT

FOR THE YEAR ENDING SEPTEMBER 30<sup>th</sup>, 2008



**TUNAPUNA/PIARCO REGIONAL CORPORATION STATEMENT OF RECEIPTS AND PAYMENTS  
FOR THE YEAR ENDING SEPTEMBER 30,2008**

	NOTES	
CASH BOOK BALANCE AS AT 1ST OCTOBER,2007		5,112,237.31
<b><u>RECEIPTS/RELEASES</u></b>		
GOVERNMENT SUBVENTION (RECURRENT) INCOME	PAGE 4	154,330,832.00
RETIREMENT BENEFITS	PAGE 5	974,843.90
DEPOSITS ACCOUNTS	PAGE 7	2,159,503.27
DEVELOPMENT PROGRAMME	PAGE 9	82,558.84
GOVERNMENT SUBVENTION (IRAID)	PAGE 12	9,242,071.00
TOTAL	PAGE 11	<u>1,647,772.22</u>
		<u>168,437,581.23</u>
<b><u>PAYMENTS/EXPENDITURE</u></b>		
RECURRENT EXPENDITURE	PAGE 18	158,720,564.00
RETIREMENT BENEFITS	PAGE 19	1,918,654.00
DEPOSITS ACCOUNTS	PAGE 10	54,339.00
IRIAD EXPENDITURE	PAGE 13	1,478,420.00
DEVELOPMENT PROGRAMME	PAGE 14	1,891,177.00
ADVANCES		<u>0.00</u>
TOTAL		<u>164,063,514.00</u>
		5,222,421.14
CASH BOOK BALANCE AS AT SEPTEMBER 30TH, 2008		



*[Signature]* 23/6/2009  
AG. ACCOUNTANT II

*[Signature]* 23/9  
PRINCIPAL FINANCE OFFICER

*[Signature]*  
CHIEF EXECUTIVE OFFICER



TUNAPUNA/PIARCO REGIONAL CORPORATION  
ANALYSIS OF RECEIPTS AND PAYMENTS  
FOR THE YEAR ENDING SEPTEMBER 30, 2008

<u>RECEIPTS</u>	NOTES		
<u>RECURRENT</u>			
GOVERNMENT SUBVENTION	PAGE 4	154,330,832.00	
GOVERNMENT SUBVENTION (IRIAD)	PAGE 11	1,647,772.22	
GOVERNMENT SUBVENTION (GOVERNMENT PROGRAMME)	PAGE 13	9,242,071.00	
INCOME	PAGE 5	974,843.90	
<b>TOTAL RECEIPTS</b>			<b>166,195,519.12</b>
<u>PAYMENTS</u>			
<u>RECURRENT EXPENDITURE</u>			
PERSONNEL EXPENDITURE	PAGE 14	86,798,301.00	
GOODS AND SERVICES	PAGE 16	71,830,937.00	
MINOR EQUIPMENT	PAGE 17	88,026.00	
CURRENT TRANSFERS AND SUBSIDIES	PAGE 17	3,300.00	
IRIAD	PAGE 19	1,478,420.00	
DEVELOPMENT PROGRAMME	PAGE 21	1,891,177.00	
<b>TOTAL PAYMENTS</b>			<b><u>162,090,161.00</u></b>
<b>SURPLUS/(DEFICIT)</b>			<b><u>4,105,358.12</u></b>



TUNAPUNA/PIARCO REGIONAL CORPORATION STATEMENT OF RECEIPTS AND PAYMENTS  
FOR THE YEAR ENDING SEPTEMBER 30, 2008

<u>DEPOSIT ACCOUNT</u>	NOTES	
BALANCE B/F		(96,541.13)
RECEIPTS	PAGE 9	82,558.84
PAYMENTS	PAGE 10	
BALANCE		54,339.24
		40,356.95
<u>RETIREMENT BENEFITS</u>		
BALANCE B/F Previous Years		369,870.06
RECEIPTS	PAGE 7	2,159,503.27
PAYMENTS	PAGE 8	1,948,844.90
BALANCE		580,528.43



TUNAPUNA/PIARCO REGIONAL CORPORATION  
 ANALYSIS OF RELEASES FOR RECURRENT EXPENDITURE  
 FOR THE YEAR ENDED SEPTEMBER 30TH 2008

RELEASE DATE	CHEQUE NUMBER	AMOUNT	REMARKS
25-10-07	POO143619	15,829,500.00	
19-11-07	POO144397	10,629,000.00	
12/12/2007	POO145065	10,447,000.00	
17-01-08	POO146545	13,213,000.00	
19-02-08	POO147440	11,335,500.00	
7/3/2008	POO148090	10,278,000.00	
23-04-08	POO149265	25,112,500.00	
19-05-08	POO149807	12,679,600.00	
23-06-08	POO150669	9,248,500.00	
25-07-08	POO151291	19,675,344.00	
27-08-08	POO152438	10,555,000.00	
25-09-08	POO153171	5,327,888.00	
	TOTAL	<u>154,330,832.00</u>	



TUNAPUNA/PIARCO REGIONAL CORPORATION  
SUMMARY OF INCOME  
FOR THE YEAR ENDED SEPTEMBER 30TH, 2008

SUB-HEAD AND ITEM OF REVENUE	AMOUNT	REMARKS
<b><u>04-OTHER INCOME</u></b>		
001 RENT		
02 MARKETS AND ABATTOIRS	1,790.00	
04 MISCELLANEOUS RENT		
002 FEES		
01 CEMETERIES	14,790.00	
02 MARKETS AND ABATTOIRS	186,385.00	
03 BUILDING APPLICATIONS	146,160.00	
003 SERVICE CHARGES		
02 WASTE DISPOSAL	205,920.00	
005 LICENCE		
01 FOOD BADGES	131,790.00	
006 INTEREST		
01 BANK DEPOSITS	169,463.43	
009 MISCELLANEOUS		
01 GENERAL ADMINISTRATION	<u>118,545.47</u>	
TOTAL INCOME	<u>974,843.90</u>	

**Tunapuna/Piarco Regional Corporation  
Income Statement For The Year Ended  
October 1st 2007 To September 30th 2008**

SUB-HEAD AND ITEM	OCTOBER	NOVEMBER	DECEMBER	JANUARY	FEBRUARY	MARCH	APRIL	MAY	JUNE	JULY	AUGUST	SEPTEMBER	TOTAL
<b>04-OTHER INCOME</b>													
001 RENT													
02 MARKET AND ABATTOIRS		440.00										1350.00	1790.00
04 MISCELLANEOUS RENT													
<b>002 FEES</b>													
01 CEMETERIES	1105.00	1305.00	1600.00	1260.00	1315.00	940.00	1475.00	980.00	1265.00	1390.00	845.00	1310.00	14,790.00
02 MARKET AND ABATTOIRS	10,096.00	8636.50	20,512.50	14,059.50	11,880.00	13,628.00	12,870.50	14,385.00	10,708.00	40,112.50	15,570.50	13,924.00	186,383.00
03 BUILDING APPLICATIONS	8100.00	14,600.00	23,100.00	7700.00	10,550.00	9350.00	6400.00	18,850.00	10,580.00	11,950.00	5630.00	19,350.00	146,160.00
<b>003 SERVICES CHARGES</b>													
02 WASTE DISPOSAL	18,970.00	18,090.00	11,880.00	23,800.00	17,140.00	4950.00	19,680.00	14,180.00	14,020.00	19,510.00	15,300.00	18,400.00	205,920.00
<b>005 LICENCE</b>													
01 FOOD BADGES	3075.00	625.00	75.00	33,500.00	21,700.00	23,700.00	9600.00	6225.00	12,230.00	7575.00	3825.00	9660.00	131,790.00
<b>006 INTEREST</b>													
01 BANK DEPOSITS	5713.49	9447.51	11,672.61	11,372.92	8239.38	9011.95	7974.05	14,116.36	20,980.05	21,535.40	24,553.46	24,846.25	169,463.43
<b>009 MISCELLANEOUS</b>													
01 GENERAL ADMINISTRATION	19,846.09	11,258.40	11,321.00	17,498.52	4465.60	10,658.20	12,863.79	7858.45	6785.90	11,496.07	815.04	3678.41	118,545.47
<b>TOTAL INCOME</b>	<b>66,905.58</b>	<b>64,402.41</b>	<b>80,161.11</b>	<b>109,190.94</b>	<b>75,289.98</b>	<b>82,238.15</b>	<b>70,863.34</b>	<b>76,594.91</b>	<b>76,568.95</b>	<b>113,568.87</b>	<b>66,539.00</b>	<b>92,518.66</b>	<b>974,843.90</b>



TUNAPUNA/PIARCO REGIONAL CORPORATION  
RETIREMENT BENEFIT RELEASES  
FOR YEAR ENDED OCTOBER 1ST 2007 TO SEPTEMBER 30TH 2008

DATE	PARTICULARS	CHEQUE NUMBER	AMOUNT OF BENEFIT	CHEQUE AMOUNT
27/09/2007	Bertie Mitchell & Ors	P00142678	204,731.24	204,731.24 - deposited on 4/10/2007
27/09/2007	Frank Joseph & Ors	P00142796	217,038.39	217,038.39- deposited on 4/10/2007
6/11/2007	Louis Churaman	P00143941	62,538.99	
	Lindy Jeffers		49,313.35	
	Harry Johnny		32,488.00	144,340.34
12/12/2007	Gangadeen Ramlal	P00145240	30,896.00	
	Urias Groffey		67,311.99	
	Abraheen Khan		12,872.00	
	Ramroop Neeranyan LPR of		25,091.32	
	Corey Calder LPR of		3,975.00	140,146.31
17/01/2008	Monica King	P00146553	10,934.65	
	Dhanpaul Singh		43,169.35	
	Gregory Niles- Estate of		7,590.50	61,694.50
22/02/2008	Carl Joseph	P00147785	66,916.02	
	Carl Sharlow		51,051.99	117,968.01

TUNAPUNA/PIARCO REGIONAL CORPORATION  
 RETIREMENT BENEFIT RELEASES  
 FOR YEAR ENDED OCTOBER 1ST 2007 TO SEPTEMBER 30TH 2008

DATE	PARTICULARS	CHEQUE NUMBER	AMOUNT OF BENEFIT	CHEQUE AMOUNT
27/03/2008	Ramesh B. Sankar	P00148702	4,139.50	
	Peter Mack		3,697.50	
	David Mungroo		632.50	
	Ajoon Ramnath		4,774.17	
	Nazir Amrit		5,155.84	
	Madho Sankar		3,487.84	
	Boyie Maraj		281.75	
	Vidale Ramloota		1,207.50	
	Marcelle Theophilus		3,565.67	
	Ramdass Ramkissoon		3,428.34	
	Shamo Jordan		5,700.66	
	Azad Ali		5,140.50	
	Lorna Thomas		4,933.50	46,145.27



TUNAPUNA/PIARCO REGIONAL CORPORATION

RETIREMENT BENEFIT RELEASES

FOR YEAR ENDED OCTOBER 1ST 2007 TO SEPTEMBER 30TH 2008

DATE	PARTICULARS	CHEQUE NUMBER	AMOUNT OF BENEFIT	CHEQUE AMOUNT
27/03/2008	Latchman Subra	P00148702	5,057.50	
	Alexander Ramkissoon		3,711.66	
	Chunilal Samaroo		3,827.84	
	Kenny Martin Charles		3,323.50	
	Chatar Dass		7,091.66	
	Calvin Gound		8,778.33	
	Ramadhar Panchu		6,465.67	
	Ali Ramjohn		3,459.50	
	Johnny Martin		3,901.50	
	Helen Rock		1,816.16	
	Gunness Lal		4,207.50	
	Ruthven De Lando		9,629.17	
	Fundley Lewis- Estate of		3,799.50	65,069.49

TUNAPUNA/PIARCO REGIONAL CORPORATION

RETIREMENT BENEFIT RELEASES

FOR YEAR ENDED OCTOBER 1ST 2007 TO SEPTEMBER 30TH 2008

DATE	PARTICULARS	CHEQUE NUMBER	AMOUNT OF BENEFIT	CHEQUE AMOUNT
27/03/2008	Kently Morgan	P00148702	4,221.67	
	Toolsie Kanhai		5,983.33	
	Michael Sankar- Estate of		3,391.50	
	Ramaish Maharajh		7,437.50	
	Maniram Paul- Estate of		4,014.85	
	Leslie Payside		7,242.17	32,291.02
	Daulat Sookdeo	P00149329	4,780.00	
	Ramsingh Paul		60,495.00	65,275.00
	Soondree Michael		2,680.00	
	Sonny Subra		29,768.00	
	Julien Babwahsingh		37,368.00	135,091.00
	Ann Mc Donald	P00150574	14,968.00	14,968.00
	Lancelot Clapperton	P00150575	143,775.00	143,775.00



TUNAPUNA/PIARCO REGIONAL CORPORATION

RETIREMENT BENEFIT RELEASES

FOR YEAR ENDED OCTOBER 1ST 2007 TO SEPTEMBER 30TH 2008

DATE	PARTICULARS	CHEQUE NUMBER	AMOUNT OF BENEFIT	CHEQUE AMOUNT
27/03/2008	Ramjit Boodram- Estate of	P00150575	12,834.00	
	Shirley Hosein		1,236.25	
	Arthur Clarke		3,867.50	176,680.75
19/5/2008	Veronica Gomez and ors	P00149814	580,626.00	580,626.00
18/8/2008	Cynthia Fredrick- John	P00152068	3,599.99	
	Gangaram Sahadeo		30,946.65	34,546.64
13/08/2008	Lally John	P00151869	32,051.32	
	Hollis Frederick		38,104.00	
	Terry Simmons		39,682.68	
	Balraj Maharaj		21,787.00	
	Anthony Warren - Estate of		2,591.84	
	John Thomas - Estate of		71,070.12	
	Troy Cox - Estate of		2,483.34	
	George Pereira -Estate of		35,543.00	
	Tony George - Estate of		29,592.00	272,905.30
	TOTAL			2,159,503.27

TUNAPUNA/PIARCO REGIONAL CORPORATION  
ANALYSIS OF RETIREMENT BENEFIT PAYMENTS  
FOR THE YEAR ENDED SEPTEMBER 30<sup>TH</sup>, 2008

MONTH	TOTAL PAYMENT (\$)
Oct-07	288,818.60
Nov-07	140,540.07
Dec-07	NIL
Jan-08	222,551.87
Feb-08	67,311.99
Mar-08	30,896.00
Apr-08	250,267.94
May-08	65,275.00
Jun-08	469,568.34
Jul-08	211,900.41
Aug-08	NIL
Sep-08	201,714.65
<b>TOTAL</b>	<b>1,948,844.87</b>



**TUNAPUNA/PIARCO REGIONAL CORPORATION**  
**DEPOSIT ACCOUNT**  
**OCTOBER 1ST 2007 TO SEPTEMBER 30TH 2008**

RECEIPTS

PARTICULARS	OCTOBER	NOVEMBER	DECEMBER	JANUARY	FEBRUARY	MARCH	APRIL	MAY	JUNE	JULY	AUGUST	SEPTEMBER	TOTAL
Refund of Wages	656.50				693.10	1,500.00	7,450.68		1,214.34		886.00	1,995.60	14,396.22
Refund of Tenders													0.00
Street Lighting													0.00
Refund of Cash Performance								3,500.00					3,500.00
Chairman's Fund							600.00						600.00
Waste Disposal- Refund for Septic Tank													0.00
Refund of Wacker Deductions	11,066.40	11,258.40	11,223.92	13,864.12	4,465.60	4,273.05		1,406.56	1,606.56	815.04	815.04	357.52	61,152.21
Local Government Seminar													0.00
Recovery of Overpayment				1,917.00			58.76	176.28	661.29				2,813.33
Property Tax													0.00
Miscellaneous			97.08	3,634.40		6,385.15	12,287.63	6,451.89	5,179.34	10,681.03		-	48,037.41
TOTAL	11,722.90	11,258.40	11,321.00	15,781.12	5,158.70	5,773.05	8,109.44	5,082.84	3,482.19	815.04	1,701.04	2,353.12	82,558.84

**TUNAPUNA/PIARCO REGIONAL CORPORATION  
DEPOSIT ACCOUNT  
OCTOBER 1ST 2007 TO SEPTEMBER 30TH 2008**

**PAYMENTS**

PARTICULARS	OCTOBER	NOVEMBER	DECEMBER	JANUARY	FEBRUARY	MARCH	APRIL	MAY	JUNE	JULY	AUGUST	SEPTEMBER	TOTAL
Refund of Wages		100.00			693.10	1,500.00	300.00		7,150.68	1,214.34	486.00		11,444.12
Refund of Tenders				31,500.00		6,000.00							37,500.00
Street Lighting													0.00
Refund of Cash Performance													0.00
Chairman's Fund													0.00
Waste Disposal- Refund for Septic Tank		680.00		180.00	180.00	360.00	360.00	790.00		220.00		180.00	2950.
Refund of Wacker Deductions				472.56			472.56						945.12
Local Government Seminar													0.00
Property Tax													0.00
Divali Celebrations	1,500.00												1,500.00
<b>TOTAL</b>	<b>1,500.00</b>	<b>780.00</b>	<b>0.00</b>	<b>32,152.56</b>	<b>873.10</b>	<b>7,860.00</b>	<b>1,132.56</b>	<b>1,150.00</b>	<b>7,150.68</b>	<b>1,434.34</b>	<b>486.00</b>	<b>180.00</b>	<b>54,339.24</b>

TUNAPUNA/PIARCO REGIONAL CORPORATION  
ANALYSIS OF I.R.I.A.D. RELEASES  
FOR THE YEAR ENDED SEPTEMBER 30<sup>TH</sup>, 2008

RELEASE DATE	CHEQUE NUMBER	AMOUNT	REMARKS
23/06/2008	P00150561	1,647,772.22	DEPOSITED ON 27/06/2008



TUNAPUNA/PIARCO REGIONAL CORPORATION  
 ANALYSIS OF RELEASES FOR DEVELOPMENT PROGRAMME  
 FOR THE YEAR ENDED SEPTEMBER 30TH, 2008

RELEASE DATE	CHEQUE NUMBER	AMOUNT	REMARKS
15/2/2008	P0014700	1,750,061.00	42/09/005/09/210
15/2/2008	P00147396	3,087,350.00	42/09/005/09/228
21/05/2008	P00149973	1,000,000.00	42/09/005/09/211
21/05/2008	P00149974	600,000.00	42/09/005/09/214
21/05/2008	P00149975	1,000,000.00	42/09/005/09/229
21/05/2008	P00149972	654,660.00	42/09/005/09/228
21/05/2008	P00149978	1,150,000.00	42/09/005/09/210
TOTAL		<u>9,242,071.00</u>	



**TUNAPUNA PIARCO REGIONAL CORPORATION IRIAD / DEVELOPMENT PROGRAMME EXPENDITURE STATEMENT AS AT SEPTEMBER 30, 2008**

HEAD, SUB HEAD & ITEM	CONTRACTOR	ALLOCATION	RELEASES	PREV MTHS EXP.	CUR. MTH. EXP.	ACTUAL EXP.	COMMIT- MENTS	TOTAL EXP. & COMMIT- MENTS	UNCOMM. BAL ON ALLOCATION	UNCOMM. BAL ON RELEASES
<b>IRIAD</b>										
<b>42/06/005/37</b>										
Corner Evan Street & Clifford Street	Sotheby's Development Ltd.	141,705	141,705	141,705	0	141,705	0	141,705	0	0
Ramkissoon Tr off Warren Rd off Rangoo Trace	Medford Enterprises	114,400	114,400	114,400	0	114,400	0	114,400	0	0
Ramkissoon Tr off Orange Grove Road	D&L Contracting	128,800	128,800	128,800	0	128,800	0	128,800	0	0
Warren Street	Patricia Mc Burnie	124,718	124,718	124,718	0	124,718	0	124,718	0	0
Interlot Drain between Back Street & P.B.R	Ashram & Richard Associates Ltd.	138,000	138,000	106,648	0	106,648	0	106,648	31,352	31,352
Dhanoolal Drain off Maracas Royal Road	Premium Maintenance and Repairs	115,000	115,000	115,000	0	115,000	0	115,000	0	0
Cassie Street Extension - Caura	JSR Construction & Maintenance Co. Ltd.	114,628	114,628	114,628	0	114,628	0	114,628	0	0
Ian Street off Pedro Alfonzo Lands off Cleaver Rd	Josdat Engineering Ltd.	135,700	135,700	135,700	0	135,700	0	135,700	0	0
Seecharan Street off Davis Street	Sotheby's Development Ltd.	135,320	135,320	135,321	0	135,321	0	135,321	(1)	(1)
John Lane Extension off Reid Lane South of P.B.	Winters General Contractors	131,125	131,125	131,125	0	131,125	0	131,125	0	0
St. John Road Extension off Watreloo Road	Ashram & Richard Associates Ltd.	138,000	138,000	0	0	0	138,000	138,000	0	0
Gumbs Avenue off Pinto Road	JSR Construction & Maintenance Co. Ltd.	115,375	115,375	115,375	0	115,375	0	115,375	0	0
Freddy.Kissoon Circular & Rocky.Mc Collins Ph.4	Premium Maintenance and Repairs	115,000	115,000	115,000	0	115,000	0	115,000	0	0
		<b>1,647,772</b>	<b>1,647,772</b>	<b>1,478,420</b>	<b>0</b>	<b>1,478,420</b>	<b>138,000</b>	<b>1,616,420</b>	<b>31,351</b>	<b>31,351</b>
<b>DEVELOPMENT PROGRAMME</b>										
<b>42/09/005/09/210</b>										
Watts Street	Winters General Contractors	250,000	250,000	241,058	0	241,058	0	241,058	8,942	8,942
Factory Road Extension Drain	Fidea's Services Ltd.	250,000	250,000	0	0	0	225,803	225,803	24,198	24,198
Corner Scott & Smart Street	Yasa's Maintenance & Construction	400,000	370,915	0	0	0	364,605	364,605	35,395	6,310
La Rue Pomme Drain Extension	Medford Enterprises	250,000	206,708	224,400	0	224,400	0	224,400	25,600	(17,692)
1st Street West Capildeo Lands	Jen-Cam Ltd	190,000	171,406	0	0	0	165,428	165,428	24,573	5,979
2nd Street West Capildeo Lands	Winters General Contractors	60,000	60,000	0	0	0	0	0	60,000	60,000
4th Street Five Rivers	Sotheby's Development Ltd.	180,000	180,000	0	0	0	129,734	129,734	50,266	50,266
William Street	Saint Bernard Construction Ltd.	70,000	70,000	68,204	0	68,204	0	68,204	1,796	1,796
William Street Extension	Tidy Environment Service	250,000	250,000	229,425	0	229,425	0	229,425	20,575	20,575
Interlot Drain between Bertram Innis & Victor Bruce	Jen-Cam Ltd	120,000	111,032	0	0	0	107,813	107,813	12,187	3,219
Interlot Drain between Jack Noriega	Premium Maintenance and Repairs	80,000	80,000	71,536	0	71,536	0	71,536	8,464	8,464
Ajodha Trace	Medford Enterprises	250,000	250,000	0	0	0	237,772	237,772	12,228	12,228
De La Marre & Montague Avenue	Winters General Contractors	400,000	400,000	0	0	0	385,193	385,193	14,808	14,808
Karamath Street	Medford Enterprises	250,000	250,000	0	0	0	0	0	250,000	250,000
		<b>3,000,000</b>	<b>2,900,061</b>	<b>834,623</b>	<b>0</b>	<b>834,623</b>	<b>1,616,346</b>	<b>2,450,969</b>	<b>549,031</b>	<b>449,092</b>
<b>DEVELOPMENT PROGRAMME</b>										
<b>42/09/005/09/211</b>										
Frederick Settlement Recreation Ground		150,000	150,000	51,526	0	51,526	68,197	119,723	30,277	30,277
Evergreen Park Carapo		75,000	75,000	69,805	0	69,805	0	69,805	5,195	5,195
Auzonville Park		105,000	105,000	106,689	0	106,689	22,772	129,462	(24,462)	(24,462)
Constatine Park		100,000	100,000	52,856	0	52,856	65,562	118,419	(18,419)	(18,419)
Lluengo Park Maracas		120,000	120,000	49,789	0	49,789	120,539	170,328	(50,328)	(50,328)
La Florissante Park Phase 3		120,000	120,000	70,539	0	70,539	59,293	129,832	(9,832)	(9,832)
Emancipation Park Bon Air West		100,000	100,000	79,466	0	79,466	0	79,466	20,534	20,534
Siskin Park Bon Air East		130,000	130,000	19,589	0	19,589	106,955	126,544	3,456	3,456
Lantana Park La Horquetta		100,000	100,000	79,466	0	79,466	0	79,466	20,534	20,534
		<b>1,000,000</b>	<b>1,000,000</b>	<b>579,726</b>	<b>0</b>	<b>579,726</b>	<b>443,319</b>	<b>1,023,046</b>	<b>(23,046)</b>	<b>(23,046)</b>



**TUNAPUNA PIARCO REGIONAL CORPORATION IRIAD / DEVELOPMENT PROGRAMME EXPENDITURE STATEMENT AS AT SEPTEMBER 30, 2008**

HEAD, SUB HEAD & ITEM	CONTRACTOR	ALLOCATION	RELEASES	PREV MTHS EXP.	CUR. MTH. EXP.	ACTUAL EXP.	COMMIT- MENTS	TOTAL EXP. & COMMIT- MENTS	UNCOMM. BAL ON ALLOCATION	UNCOMM. BAL ON RELEASES
<b>DEVELOPMENT PROGRAMME</b>										
<b>42/09/005/09/214</b>										
Tunapuna Market	Fitzroy Williams & Associates	600,000	600,000	0	0	0	457,010	457,010	142,990	142,990
		<b>600,000</b>	<b>600,000</b>	<b>0</b>	<b>0</b>	<b>0</b>	<b>457,010</b>	<b>457,010</b>	<b>142,990</b>	<b>142,990</b>
<b>DEVELOPMENT PROGRAMME</b>										
<b>42/09/005/09/228</b>										
Farm Road Kelly Village	Trinidad Asphalt Pavers & General Contractors	184,000	184,000	0	0	0	255,145	255,145	(71,145)	(71,145)
Alligator Road off Warren Munroe Road	Winters General Contractors	96,350	96,350	0	0	0	130,200	130,200	(33,850)	(33,850)
Jugmohan Street Carapo	Trinidad Asphalt Pavers & General Contractors	123,075	123,075	0	0	0	167,347	167,347	(44,272)	(44,272)
Wall Street Peytonville	Trinidad Asphalt Pavers & General Contractors	168,050	168,050	0	0	0	228,399	228,399	(60,349)	(60,349)
Belleview Road Extension	Sotheby's Development Ltd.	277,200	277,200	0	0	0	459,641	459,641	(182,441)	(182,441)
Moore Trace	Trinidad Asphalt Pavers & General Contractors	50,000	50,000	0	0	0	70,789	70,789	(20,789)	(20,789)
1st Street West Capildeo Lands	Sotheby's Development Ltd.	370,650	370,650	0	0	0	479,550	479,550	(108,900)	(108,900)
Nautilus Circular	Trinidad Asphalt Pavers & General Contractors	285,930	285,930	0	0	0	343,172	343,172	(57,242)	(57,242)
James Hinds Street	Trinidad Asphalt Pavers & General Contractors	235,030	235,030	0	0	0	391,713	391,713	(156,683)	(156,683)
3rd Street East Cane Farm	Trinidad Asphalt Pavers & General Contractors	320,385	320,385	0	0	0	365,355	365,355	(44,970)	(44,970)
4th Street West Cane Farm	Trinidad Asphalt Pavers & General Contractors	176,370	176,370	0	0	0	215,855	215,855	(39,485)	(39,485)
La Retreat Road Extension Arima	Trinidad Asphalt Pavers & General Contractors	185,445	185,445	0	0	0	257,530	257,530	(72,085)	(72,085)
Maturita Trace Extension	Trinidad Asphalt Pavers & General Contractors	146,575	146,575	0	0	0	187,163	187,163	(40,588)	(40,588)
River Road off Pinto Road	Trinidad Asphalt Pavers & General Contractors	134,345	134,345	0	0	0	178,801	178,801	(44,456)	(44,456)
Tecoma Blvd off Tumpuna Road	PROJECT CANCELLED	248,945	248,945	0	0	0	0	0	248,945	248,945
Kiskidee Drive off Tecoma Blvd	PROJECT CANCELLED	85,000	85,000	0	0	0	0	0	85,000	85,000
1st Trace off Maingot Road Tunapuna	Sotheby's Development Ltd.	60,000	60,000	98,417	0	98,417	0	98,417	(38,417)	(38,417)
Ramlogan Drive off El Dorado Road	Sotheby's Development Ltd.	130,000	130,000	0	0	0	159,997	159,997	(29,997)	(29,997)
St Augustine Circular		324,660	324,660	0	0	0	0	0	324,660	324,660
Goya Road		140,000	140,000	0	0	0	0	0	140,000	140,000
		<b>3,742,010</b>	<b>3,742,010</b>	<b>98,417</b>	<b>0</b>	<b>98,417</b>	<b>3,890,655</b>	<b>3,989,072</b>	<b>(247,062)</b>	<b>(247,062)</b>
<b>DEVELOPMENT PROGRAMME</b>										
<b>42/09/005/09/229</b>										
T.P.R.C Office Building		1,000,000	1,000,000	378,410	0	378,410	108,364	486,774	513,226	513,226
		<b>1,000,000</b>	<b>1,000,000</b>	<b>378,410</b>	<b>0</b>	<b>378,410</b>	<b>108,364</b>	<b>486,774</b>	<b>513,226</b>	<b>513,226</b>
<b>DEVELOPMENT PROGRAMME</b>										
<b>42/09/005/09/384</b>										
Heavy Duty wheel tractor (4x4)		670,000	0	0	0	0	0	0	0	0
		<b>670,000</b>	<b>0</b>	<b>0</b>	<b>0</b>	<b>0</b>	<b>0</b>	<b>0</b>	<b>0</b>	<b>0</b>
<b>TOTAL</b>		<b>10,012,010</b>	<b>9,242,071</b>	<b>1,891,177</b>	<b>0</b>	<b>1,891,177</b>	<b>6,515,694</b>	<b>8,406,871</b>	<b>935,139</b>	<b>835,200</b>



**TUNAPUNA PIARCO REGIONAL CORPORATION EXPENDITURE STATEMENT AS AT SEPTEMBER 30, 2008**

	HEAD, SUB HEAD & ITEM	ALLOCATION	SUPPLE- MENTARY	TOTAL ALLOC.	RELEASES	REVENUE	TOTAL RELEASES & REVENUE	PREV MTHS EXP.	CUR. MTH. EXP.	ACTUAL EXP.	COMMIT- MENTS	TOTAL EXP. & COMMIT- MENTS	BAL ON RELEASES	UNCOM. BAL ON ALLOC.	UNCOM. BAL ON RELEASES
01	<b>PERSONNEL EXPENDITURE</b>														
001	<b>General Administration</b>														
02	Wages & COLA	175,000		175,000	175,000		175,000	107,095	0	107,095	0	107,095	67,905	67,905	67,905
03	Overtime-Monthly Paid Officers	0		0	0		0	0	0	0	0	0	0	0	0
05	Gov't. Contr. to NIS	4,168,000	3,759,710	7,927,710	7,927,000		7,927,000	4,640,388	3,185,119	7,825,507	0	7,825,507	101,493	102,203	101,493
13	Remuneration to Council Members	1,248,000		1,248,000	1,066,000		1,066,000	1,062,100	130,000	1,192,100	0	1,192,100	(126,100)	55,900	(126,100)
20	Gov't. Contr. to Grp health Ins. Daily rated	400,000		400,000	400,000		400,000	352,677	43,251	395,928	0	395,928	4,072	4,072	4,072
29	Overtime-Daily Rated Workers	9,000		9,000	9,000		9,000	0	8,800	8,800	0	8,800	200	200	200
	<b>TOTAL ITEM 001</b>	<b>6,000,000</b>	<b>3,759,710</b>	<b>9,759,710</b>	<b>9,577,000</b>	<b>0</b>	<b>9,577,000</b>	<b>6,162,260</b>	<b>3,367,170</b>	<b>9,529,430</b>	<b>0</b>	<b>9,529,430</b>	<b>47,570</b>	<b>230,280</b>	<b>47,570</b>
002	<b>Cemeteries</b>														
02	Wages & COLA	600,000	200,000	800,000	800,000		800,000	997,792	40,536	1,038,328	0	1,038,328	(238,328)	(238,328)	(238,328)
03	Overtime-Monthly Paid Officers	0		0	0		0	0	0	0	0	0	0	0	0
04	Allowances-Monthly Paid Officers	0		0	0		0	0	0	0	0	0	0	0	0
29	Overtime-Daily Rated Workers	25,000		25,000	25,000		25,000	24,252	141	24,393	0	24,393	607	607	607
30	Allowances-Daily Paid Officers	75,000		75,000	75,000		75,000	71,977	2,237	74,214	0	74,214	786	786	786
	<b>TOTAL ITEM 002</b>	<b>700,000</b>	<b>200,000</b>	<b>900,000</b>	<b>900,000</b>	<b>0</b>	<b>900,000</b>	<b>1,094,021</b>	<b>42,914</b>	<b>1,136,935</b>	<b>0</b>	<b>1,136,935</b>	<b>(236,935)</b>	<b>(236,935)</b>	<b>(236,935)</b>
003	<b>Markets &amp; Abattoirs</b>														
02	Wages & Cola	200,000		200,000	164,000		164,000	39,360	0	39,360	0	39,360	124,640	160,640	124,640
03	Overtime-Monthly Paid Officers	0		0	0		0	0	0	0	0	0	0	0	0
04	Allowances-Monthly Paid Officers	0		0	0		0	0	0	0	0	0	0	0	0
29	Overtime-Daily Rated Workers	20,000		20,000	10,000		10,000	0	0	0	0	0	0	0	0
30	Allowances-Daily Paid Officers	6,000		6,000	5,000		5,000	739	0	739	0	739	4,261	5,261	4,261
	<b>TOTAL ITEM 003</b>	<b>226,000</b>	<b>0</b>	<b>226,000</b>	<b>179,000</b>	<b>0</b>	<b>179,000</b>	<b>40,099</b>	<b>17,191</b>	<b>57,290</b>	<b>0</b>	<b>57,290</b>	<b>121,710</b>	<b>168,710</b>	<b>121,710</b>
004	<b>M'tce. of Buildings Grounds &amp; Pastures</b>														
02	Wages & Cola	4,600,000	1,500,000	6,100,000	6,100,000		6,100,000	6,727,715	281,102	7,008,817	0	7,008,817	(908,817)	(908,817)	(908,817)
03	Overtime-Monthly Paid Officers	0		0	0		0	0	0	0	0	0	0	0	0
04	Allowances-Monthly Paid Officers	0		0	0		0	0	0	0	0	0	0	0	0
29	Overtime-Daily Rated Workers	248,000		248,000	248,000		248,000	263,654	21,526	285,181	0	285,181	(37,181)	(37,181)	(37,181)
30	Allowances-Daily Paid Officers	275,000		275,000	275,000		275,000	326,580	11,537	338,117	0	338,117	(63,117)	(63,117)	(63,117)
	<b>TOTAL ITEM 004</b>	<b>5,123,000</b>	<b>1,500,000</b>	<b>6,623,000</b>	<b>6,623,000</b>	<b>0</b>	<b>6,623,000</b>	<b>7,317,950</b>	<b>314,165</b>	<b>7,632,115</b>	<b>0</b>	<b>7,632,115</b>	<b>(1,009,115)</b>	<b>(1,009,115)</b>	<b>(1,009,115)</b>
005	<b>Local Health Authority</b>														
02	Wages & Cola	19,000,000	2,250,000	21,250,000	21,250,000		21,250,000	20,771,130	1,709,961	22,481,091	0	22,481,091	(1,231,091)	(1,231,091)	(1,231,091)
03	Overtime-Monthly Paid Officers	0		0	0		0	0	0	0	0	0	0	0	0
04	Allowances-Monthly Paid Officers	0		0	0		0	0	0	0	0	0	0	0	0
29	Overtime-Daily Rated Workers	275,000		275,000	275,000		275,000	444,685	21,052	465,737	0	465,737	(190,737)	(190,737)	(190,737)
30	Allowances-Daily Paid Officers	780,000		780,000	780,000		780,000	1,027,800	63,428	1,091,228	0	1,091,228	(311,228)	(311,228)	(311,228)
	<b>TOTAL ITEM 005</b>	<b>20,055,000</b>	<b>2,250,000</b>	<b>22,305,000</b>	<b>22,305,000</b>	<b>0</b>	<b>22,305,000</b>	<b>22,243,616</b>	<b>1,794,441</b>	<b>24,038,057</b>	<b>0</b>	<b>24,038,057</b>	<b>(1,733,057)</b>	<b>(1,733,057)</b>	<b>(1,733,057)</b>
006	<b>Maintenance of State Traces etc.</b>														
02	Wages & Cola	37,000,000	3,750,888	40,750,888	40,750,888		40,750,888	38,407,554	3,062,410	41,469,964	0	41,469,964	(719,076)	(719,076)	(719,076)
03	Overtime-Monthly Paid Officers	0		0	0		0	0	0	0	0	0	0	0	0
04	Allowances-Monthly Paid Officers	0		0	0		0	0	0	0	0	0	0	0	0
29	Overtime-Daily Rated Workers	500,000		500,000	350,000		350,000	863,004	76,757	939,760	0	939,760	(589,760)	(439,760)	(589,760)
30	Allowances-Daily Paid Officers	2,000,000		2,000,000	1,906,000		1,906,000	1,766,673	228,076	1,994,750	0	1,994,750	(88,750)	5,250	(88,750)
	<b>TOTAL ITEM 006</b>	<b>39,500,000</b>	<b>3,750,888</b>	<b>43,250,888</b>	<b>43,006,888</b>	<b>0</b>	<b>43,006,888</b>	<b>41,037,231</b>	<b>3,367,243</b>	<b>44,404,474</b>	<b>0</b>	<b>44,404,474</b>	<b>(1,397,586)</b>	<b>(1,153,586)</b>	<b>(1,397,586)</b>
	<b>TOTAL PERS. EXPENDITURE</b>	<b>71,604,000</b>	<b>11,460,598</b>	<b>83,064,598</b>	<b>82,590,888</b>	<b>0</b>	<b>82,590,888</b>	<b>77,895,177</b>	<b>8,903,124</b>	<b>86,798,301</b>	<b>0</b>	<b>86,798,301</b>	<b>(4,207,413)</b>	<b>(3,733,703)</b>	<b>(4,207,413)</b>



**TUNAPUNA PIARCO REGIONAL CORPORATION EXPENDITURE STATEMENT AS AT SEPTEMBER 30, 2008**

	HEAD, SUB HEAD & ITEM	ALLOCATION	SUPPLE- MENTARY	TOTAL ALLOC.	RELEASES	REVENUE	TOTAL RELEASES & REVENUE	PREV MTHS EXP.	CUR. MTH. EXP.	ACTUAL EXP.	COMMIT- MENTS	TOTAL EXP. & COMMIT- MENTS	BAL. ON RELEASES	UNCOM. BAL. ON ALLOC.	UNCOM. BAL. ON RELEASES
<b>02</b>	<b>GOODS AND SERVICES</b>														
<b>001</b>	<b>General Administration</b>														
03	Uniforms	80,000		80,000	80,000		80,000	68,061	1,065	69,126	9,735	78,861	10,874	1,139	1,139
04	Electricity	100,000		100,000	100,000		100,000	101,658	34,466	136,125	0	136,125	(36,125)	(36,125)	(36,125)
05	Telephones	550,000		550,000	530,000	20,000	550,000	510,370	61,488	571,858	0	571,858	(21,858)	(21,858)	(21,858)
06	Water and Sewerage Rates	10,000		10,000	9,000	1,000	10,000	8,107	208	8,314	0	8,314	1,686	1,686	1,686
08	Rent/Lease - Office Accom. & Storage	0		0	0		0	0	0	0	0	0	0	0	0
09	Rent/Lease - Vehicles and Equipment	100,000		100,000	60,000	40,000	100,000	30,251	0	30,251	0	30,251	69,750	69,750	69,750
10	Office Stationery & Supplies	482,000		482,000	275,000	207,000	482,000	329,433	94,335	423,768	30,569	454,337	58,232	27,663	27,663
11	Books and Periodicals	30,000		30,000	15,000		15,000	1,430	0	1,430	3,508	4,938	13,570	25,063	10,063
12	Materials and Supplies	350,000		350,000	185,000	165,000	350,000	108,152	175,118	283,270	63,120	346,390	66,730	3,610	3,610
15	Repairs and Maintenance - Equipment	100,000		100,000	85,000		85,000	73,893	10,741	84,634	0	84,634	366	15,366	366
16	Contract Employment	110,000		110,000	110,000		110,000	81,522	9,000	90,522	0	90,522	19,478	19,478	19,478
17	Training	200,000		200,000	125,000		125,000	15,385	151,732	167,117	0	167,117	(42,117)	32,883	(42,117)
19	Official Entertainment	50,000		50,000	50,000		50,000	36,502	0	36,502	0	36,502	13,498	13,498	13,498
21	Repairs and Maintenance - Buildings	800,000		800,000	700,000	100,000	800,000	319,788	144,397	464,185	281,988	746,173	335,815	53,827	53,827
22	Short-Term Employment	1,950,000		1,950,000	1,890,000	60,000	1,950,000	867,683	165,761	1,033,444	0	1,033,444	916,556	916,556	916,556
23	Fees	1,500,000		1,500,000	430,000	275,390	705,390	161,163	735,905	897,068	2,760	899,828	(191,678)	600,172	(194,438)
27	Official Overseas Travel	70,000		70,000	0		0	0	0	0	0	0	0	70,000	0
46	Natural Disasters	100,000		100,000	90,000		90,000	6,343	91,534	97,878	6,981	104,858	(7,878)	(4,258)	(14,858)
57	Postage	3,000		3,000	3,000		3,000	2,000	1,000	3,000	0	3,000	0	0	0
61	Insurance	600,000		600,000	550,000		550,000	309,189	901	310,090	0	310,090	239,910	289,910	239,910
62	Promotions, Publicity and Printing	120,000		120,000	100,000	5,000	105,000	81,697	6,169	87,866	15,690	103,556	17,134	16,444	1,444
66	Hosting of Conferences & Seminars etc.	250,000		250,000	250,000		250,000	299,020	600	299,620	0	299,620	(49,620)	(49,620)	(49,620)
68	Water Trucking	650,000		650,000	650,000		650,000	571,895	75,900	647,795	0	647,795	2,205	2,205	2,205
99	Employee Assistance Programme	50,000		50,000	40,000		40,000	35,000	0	35,000	0	35,000	5,000	15,000	5,000
	<b>Total Item 001</b>	<b>8,255,000</b>	<b>0</b>	<b>8,255,000</b>	<b>6,327,000</b>	<b>873,390</b>	<b>7,200,390</b>	<b>4,018,542</b>	<b>1,760,320</b>	<b>5,778,862</b>	<b>414,350</b>	<b>6,193,211</b>	<b>1,421,528</b>	<b>2,061,789</b>	<b>1,007,179</b>
<b>02</b>	<b>GOODS AND SERVICES</b>														
<b>002</b>	<b>Cemeteries</b>														
06	Water and Sewerage Rates	500		500	500		500	673	135	808	0	808	(308)	(308)	(308)
12	Materials and Supplies	200,000		200,000	200,000		200,000	17,906	0	17,906	80,773	98,679	182,094	101,321	101,321
28	Other Contracted Services	100,000		100,000	100,000		100,000	49,162	0	49,162	147,488	196,650	50,838	(96,650)	(96,650)
	<b>Total Item 002</b>	<b>300,500</b>	<b>0</b>	<b>300,500</b>	<b>300,500</b>	<b>0</b>	<b>300,500</b>	<b>67,741</b>	<b>135</b>	<b>67,876</b>	<b>228,261</b>	<b>296,137</b>	<b>232,624</b>	<b>4,363</b>	<b>4,363</b>
<b>02</b>	<b>GOODS AND SERVICES</b>														
<b>003</b>	<b>Markets and Abattoirs</b>														
04	Electricity	125,000		125,000	116,000	9,000	125,000	74,616	50,384	125,000	0	125,000	0	0	0
06	Water and Sewerage Rates	85,000		85,000	80,000		80,000	63,430	0	63,430	0	63,430	16,570	21,570	16,570
12	Materials and Supplies	150,000		150,000	150,000		150,000	137,577	0	137,577	7,355	144,931	12,423	5,069	5,069
15	Repairs and Maintenance - Equipment	50,000		50,000	30,000		30,000	9,083	2,962	12,045	0	12,045	17,955	37,955	17,955
21	Repairs and Maintenance - Buildings	200,000		200,000	200,000		200,000	39,234	101,632	140,866	374,734	515,600	59,134	(315,600)	(315,600)
	<b>Total Item 003</b>	<b>610,000</b>	<b>0</b>	<b>610,000</b>	<b>576,000</b>	<b>9,000</b>	<b>585,000</b>	<b>323,940</b>	<b>154,978</b>	<b>478,919</b>	<b>382,089</b>	<b>861,008</b>	<b>106,081</b>	<b>(251,008)</b>	<b>(276,008)</b>



**TUNAPUNA PIARCO REGIONAL CORPORATION EXPENDITURE STATEMENT AS AT SEPTEMBER 30, 2008**

	HEAD, SUB HEAD & ITEM	ALLOCATION	SUPPLE- MENTARY	TOTAL ALLOC.	RELEASES	REVENUE	TOTAL RELEASES & REVENUE	PREV MTHS EXP.	CUR. MTH. EXP.	ACTUAL EXP.	COMMIT- MENTS	TOTAL EXP. & COMMIT - MENTS	BAL. ON RELEASES	UNCOM. BAL ON ALLOC.	UNCOM. BAL ON RELEASES
02	<b>GOODS AND SERVICES</b>														
004	<b>M'tce. of Buildings Grounds &amp; Pastures</b>														
04	Electricity	100,000		100,000	100,000		100,000	124,730	8,307	133,037	0	133,037	(33,037)	(33,037)	(33,037)
06	Water and Sewerage Rates	4,100		4,100	4,100		4,100	3,591	4,843	8,434	0	8,434	(4,334)	(4,334)	(4,334)
10	Office Stationery and Supplies	20,000		20,000	17,000	3,000	20,000	9,487	4,846	14,333	4,780	19,113	5,667	887	887
12	Materials and Supplies	500,000		500,000	380,000	120,000	500,000	254,261	32,115	286,376	285,019	571,395	213,624	(71,395)	(71,395)
21	Repairs and Maintenance - Buildings	100,000		100,000	100,000		100,000	75,670	7,038	82,708	1,674	84,382	17,292	15,618	15,618
28	Other Contracted Services	500,000		500,000	305,000		305,000	112,779	11,785	124,564	119,815	244,380	180,436	255,620	60,620
62	Promotions, Publicity and Printing	50,000		50,000	35,000	15,000	50,000	6,259	31,500	37,759	0	37,759	12,241	12,241	12,241
	<b>Total Item 004</b>	<b>1,274,100</b>	<b>0</b>	<b>1,274,100</b>	<b>941,100</b>	<b>138,000</b>	<b>1,079,100</b>	<b>586,778</b>	<b>100,434</b>	<b>687,212</b>	<b>411,288</b>	<b>1,098,500</b>	<b>391,888</b>	<b>175,600</b>	<b>(19,400)</b>
02	<b>GOODS AND SERVICES</b>														
005	<b>Local Health Authority</b>														
03	Uniforms	110,000		110,000	110,000		110,000	0	20,010	20,010	85,748	105,758	89,990	4,242	4,242
06	Water and Sewerage Rates	100,000		100,000	165,000		165,000	147,948	11,845	159,793	0	159,793	5,208	(59,793)	5,208
09	Rent/Lease - Vehicles and Equipment	300,000		300,000	300,000		300,000	288,880	0	288,880	0	288,880	11,120	11,120	11,120
10	Office Stationery and Supplies	60,000		60,000	35,000	7,700	42,700	9,193	34,287	43,480	0	43,480	(780)	16,520	(780)
12	Materials and Supplies	500,000		500,000	360,000	110,000	470,000	215,310	157,936	373,245	27,821	401,066	96,755	98,934	68,934
13	Maintenance of Vehicles	550,000		550,000	550,000		550,000	314,576	46,299	360,875	185,875	546,749	189,125	3,251	3,251
28	Other Contracted Services	44,000,000	3,700,000	47,700,000	47,700,000		47,700,000	42,331,508	8,298,388	50,629,896	4,243,870	54,873,766	(2,929,896)	(7,173,766)	(7,173,766)
58	Medical Expenses	25,000		25,000	25,000		25,000	0	25,000	25,000	0	25,000	0	0	0
	<b>Total Item 005</b>	<b>45,645,000</b>	<b>3,700,000</b>	<b>49,345,000</b>	<b>49,245,000</b>	<b>117,700</b>	<b>49,362,700</b>	<b>43,307,415</b>	<b>8,593,764</b>	<b>51,901,179</b>	<b>4,543,313</b>	<b>56,444,492</b>	<b>(2,538,479)</b>	<b>(7,099,492)</b>	<b>(7,081,792)</b>
02	<b>GOODS &amp; SERVICES</b>														
006	<b>Maintenance of State Traces etc.</b>														
03	Uniforms	150,000		150,000	150,000		150,000	104,420	6,976	111,396	91,632	203,028	38,604	(53,028)	(53,028)
09	Rent/Lease - Vehicles and Equipment	600,000		600,000	550,000		550,000	357,103	63,800	420,903	94,000	514,903	129,097	85,097	35,097
12	Materials and Supplies	4,000,000		4,000,000	3,500,000	500,000	4,000,000	1,921,336	1,284,903	3,206,239	1,199,999	4,406,238	793,761	(406,238)	(406,238)
13	Maintenance of Vehicles	800,000		800,000	800,000		800,000	516,881	133,180	650,062	143,082	793,144	149,938	6,856	6,856
15	Repairs and Maintenance - Equipment	45,000		45,000	45,000		45,000	12,356	1,782	14,139	15,360	29,499	30,861	15,501	15,501
28	Other Contracted Services	1,800,000		1,800,000	1,800,000		1,800,000	177,692	836,116	1,013,807	224,895	1,238,702	786,193	561,298	561,298
42	Street Lighting	7,500,344		7,500,344	7,500,344		7,500,344	5,300,000	2,200,344	7,500,344	0	7,500,344	0	0	0
	<b>Total Item 006</b>	<b>14,895,344</b>	<b>0</b>	<b>14,895,344</b>	<b>14,345,344</b>	<b>500,000</b>	<b>14,845,344</b>	<b>8,389,788</b>	<b>4,527,101</b>	<b>12,916,890</b>	<b>1,768,968</b>	<b>14,685,858</b>	<b>1,928,455</b>	<b>209,486</b>	<b>159,486</b>
	<b>Total ITEM 001 - 006</b>	<b>70,979,944</b>	<b>3,700,000</b>	<b>74,679,944</b>	<b>71,734,944</b>	<b>1,638,090</b>	<b>73,373,034</b>	<b>56,694,204</b>	<b>15,136,733</b>	<b>71,830,937</b>	<b>7,748,269</b>	<b>79,579,205</b>	<b>1,542,097</b>	<b>(4,899,261)</b>	<b>(6,206,171)</b>



TUNAPUNA PIARCO REGIONAL CORPORATION EXPENDITURE STATEMENT AS AT SEPTEMBER 30, 2008

	HEAD, SUB HEAD & ITEM	ALLOCATION	SUPPLE- MENTARY	TOTAL ALLOC.	RELEASES	REVENUE	TOTAL RELEASES & REVENUE	PREV MTHS EXP.	CUR. MTH. EXP.	ACTUAL EXP.	COMMIT- MENTS	TOTAL EXP. & COMMIT/ MENTS	BAL. ON RELEASES	UNCOM. BAL. ON ALLOC.	UNCOM. BAL. ON RELEASES
03	<b>MINOR EQUIPMENT PURCHASES</b>														
001	<b>General Administration</b>														
01	Vehicles	0		0	0		0	0	0	0	0	0	0	0	0
02	Office Equipment	400,000		400,000	0	12,219	12,219	12,219	0	12,219	0	12,219	0	387,781	0
03	Furniture and Furnishings	400,000	(200,000)	200,000	0		0	0	0	0	1,197	1,197	0	198,803	(1,197)
04	Other Minor Equipment	241,000		241,000	0	5,069	5,069	2,999	0	2,999	2,070	5,069	2,070	235,931	0
	<b>Total Item 001</b>	<b>1,041,000</b>	<b>(200,000)</b>	<b>841,000</b>	<b>0</b>	<b>17,288</b>	<b>17,288</b>	<b>15,218</b>	<b>0</b>	<b>15,218</b>	<b>3,267</b>	<b>18,485</b>	<b>2,070</b>	<b>822,515</b>	<b>(1,197)</b>
03	<b>MINOR EQUIPMENT PURCHASES</b>														
004	<b>M'tce. of Buildings, Grds &amp; Pastures</b>														
04	Other Minor Equipment	200,000		200,000	0		0	0	0	0	0	0	0	200,000	0
	<b>Total ITEM 004</b>	<b>200,000</b>	<b>0</b>	<b>200,000</b>	<b>0</b>	<b>0</b>	<b>0</b>	<b>0</b>	<b>0</b>	<b>0</b>	<b>0</b>	<b>0</b>	<b>0</b>	<b>200,000</b>	<b>0</b>
03	<b>MINOR EQUIPMENT PURCHASES</b>														
005	<b>Local Health Authority</b>														
01	Vehicles	400,000	200,000	600,000	0		0		0	0	0	0	0	600,000	0
04	Other Minor Equipment	84,000		84,000	0	72,808	72,808		72,808	72,808	0	72,808	0	11,192	0
	<b>Total ITEM 005</b>	<b>484,000</b>	<b>200,000</b>	<b>684,000</b>	<b>0</b>	<b>72,808</b>	<b>72,808</b>	<b>0</b>	<b>72,808</b>	<b>72,808</b>	<b>0</b>	<b>72,808</b>	<b>0</b>	<b>611,192</b>	<b>0</b>
03	<b>MINOR EQUIPMENT PURCHASES</b>														
006	<b>Maintenance of State Traces etc.</b>														
04	Other Minor Equipment	710,000		710,000	0		0	0	0	0	0	0	0	710,000	0
	<b>Total Item 006</b>	<b>710,000</b>	<b>0</b>	<b>710,000</b>	<b>0</b>	<b>0</b>	<b>0</b>	<b>0</b>	<b>0</b>	<b>0</b>	<b>0</b>	<b>0</b>	<b>0</b>	<b>710,000</b>	<b>0</b>
	<b>Total Sub-Head 03/001-006</b>	<b>2,435,000</b>	<b>0</b>	<b>2,435,000</b>	<b>0</b>	<b>90,096</b>	<b>90,096</b>	<b>15,218</b>	<b>72,808</b>	<b>88,026</b>	<b>3,267</b>	<b>91,293</b>	<b>2,070</b>	<b>2,343,707</b>	<b>(1,197)</b>
04	<b>CURR. TRANSFERS &amp; SUBSIDIES</b>														
007	<b>Households</b>														
02	Gratuities	200,000		200,000	0		0		0	0	0	0	0	200,000	0
	<b>Total Item 007</b>	<b>200,000</b>	<b>0</b>	<b>200,000</b>	<b>0</b>	<b>0</b>	<b>0</b>	<b>0</b>	<b>0</b>	<b>0</b>	<b>0</b>	<b>0</b>	<b>0</b>	<b>200,000</b>	<b>0</b>
04	<b>CURRENT TRANSFERS &amp; SUBSIDIES</b>														
009	<b>Other Transfers</b>														
01	Chairman's Fund	5,000		5,000	5,000		5,000	3,300	0	3,300	0	3,300	1,700	1,700	1,700
	<b>Total Item 009</b>	<b>5,000</b>	<b>0</b>	<b>5,000</b>	<b>5,000</b>	<b>0</b>	<b>5,000</b>	<b>3,300</b>	<b>0</b>	<b>3,300</b>	<b>0</b>	<b>3,300</b>	<b>1,700</b>	<b>1,700</b>	<b>1,700</b>
	<b>TOTAL SUB TOTAL</b>	<b>205,000</b>	<b>0</b>	<b>205,000</b>	<b>5,000</b>	<b>0</b>	<b>5,000</b>	<b>3,300</b>	<b>0</b>	<b>3,300</b>	<b>0</b>	<b>3,300</b>	<b>1,700</b>	<b>1,700</b>	<b>1,700</b>
	<b>TOTAL ITEM 03/001-04/009</b>	<b>2,640,000</b>	<b>0</b>	<b>2,640,000</b>	<b>5,000</b>	<b>90,096</b>	<b>95,096</b>	<b>18,518</b>	<b>72,808</b>	<b>91,326</b>	<b>3,267</b>	<b>94,593</b>	<b>3,770</b>	<b>2,545,407</b>	<b>503</b>
	<b>TOTAL OF HEADS 01 - 04</b>	<b>145,223,944</b>	<b>15,160,598</b>	<b>160,384,542</b>	<b>154,330,832</b>	<b>1,728,186</b>	<b>156,059,018</b>	<b>134,607,899</b>	<b>24,112,665</b>	<b>158,720,564</b>	<b>7,751,536</b>	<b>166,472,100</b>	<b>(2,661,546)</b>	<b>(6,087,558)</b>	<b>(10,413,082)</b>




TUNAPUNA PIARCO REGIONAL CORPORATION EXPENDITURE STATEMENT AS AT SEPTEMBER 30, 2008


HEAD, SUB HEAD & ITEM	Deposits b/f 2006 / 2007	Deposits 2008	TOTAL Deposits to date	PREV MTHS.	CUR.MTH.	ACTUAL	Commitments	Total Exp. & Commitments	BALANCES
<b>DEPOSITS</b>									
Severance Pay/Retiring Benefits	346,781	2,159,503	2,506,284	1,716,939	201,715	1,918,654	0	1,918,654	587,631
Refund of Wages	0	11,444	11,444	10,958	486	11,444	0	11,444	0
Refund of Tenders	0	37,500	37,500	37,500	0	37,500	0	37,500	0
Street Lighting	13,218	0	13,218	0	0	0	0	0	13,218
Refund of Cash Performance	2,500	0	2,500	0	0	0	0	0	2,500
Donation - Chairman	1,000	0	1,000	0	0	0	0	0	1,000
Overpayment	634	0	634	0	0	0	0	0	634
Divali Celebration	0	1,500	1,500	1,500	0	1,500	0	1,500	0
Waste Disposal - Refund for Septic	0	2,950	2,950	2,770	180	2,950	0	2,950	0
Refund of Wacker Deductions	7,736	0	7,736	945	0	945	0	945	6,791
Bank Revenue-Deposits	(843)	0	(843)	0	0	0	0	0	(843)
Children's Park- Revenue Deposits	(56,140)	0	(56,140)	0	0	0	0	0	(56,140)
Carnival Vending Spaces	400	0	400	0	0	0	0	0	400
Local Government Seminar	0	0	0	0	0	0	0	0	0
<b>TOTAL SUB TOTAL</b>	<b>315,286</b>	<b>2,212,897</b>	<b>2,528,184</b>	<b>1,770,612</b>	<b>202,381</b>	<b>1,972,993</b>	<b>0</b>	<b>1,972,993</b>	<b>555,191</b>

	ALLOCATION	SUPPLEMENTARY	TOTAL Allocation	RELEASES + DEPOSITS	PREVIOUS MONTHS	CURRENT MONTH	ACTUAL	COMMITMENT	TOTAL EXP. & COMMITMENT	BAL ON RELEASES & BAL ON DEPOSITS	UNCOMMITTED BAL ON ALLOCATION	UNCOMMITTED BAL ON RELEASES
Grand Total of Heads 01-04	145,223,944	15,475,884	160,699,828	154,330,832	134,607,899	24,112,665	158,720,564	7,751,536	166,472,100	(2,661,546)	(6,087,558)	(10,413,082)
Deposits				2,528,184	1,770,612	202,381	1,972,993	0	1,972,993	555,191	0	0
Total of Heads 01-04 Plus Deposits	145,223,944	15,475,884	160,699,828	156,859,016	136,378,511	24,315,045	160,693,557	7,751,536	168,445,092	(2,106,355)	(6,087,558)	(10,413,082)

TUNAPUNA PIARCO REGIONAL CORPORATION EXPENDITURE STATEMENT AS AT SEPTEMBER 30, 2008

HEAD, SUB HEAD & ITEM	ALLOCATION	SUPPLEMENTARY	TOTAL ALLOCATION	RELEASES	PREV MTHS. EXP.	CUR. MTH. EXP.	ACTUAL EXP.	COMMITMENTS	TOTAL EXP. & COMMITMENTS	BAL. ON RELEASES	UNCOM. BAL ON ALLOC.	UNCOM. BAL ON RELEASES
01 PERSONNEL EXPENDITURE												
TOTAL	71,604,000	11,460,598	83,064,598	82,590,888	77,895,177	8,903,124	86,798,301	0	86,798,301	(4,207,413)	(3,733,703)	(4,207,413)
02 GOODS & SERVICES												
TOTAL	70,979,944	3,700,000	74,679,944	71,734,944	56,694,204	15,136,733	71,830,937	7,748,269	79,579,205	1,542,097	(4,859,251)	(6,206,171)
03 MINOR EQUIPMENT PURCHASES												
TOTAL	2,435,000	0	2,435,000	0	15,218	72,808	88,026	3,267	91,293	2,070	2,343,707	(1,197)
04 CURRENT TRANSFERS & SUBSIDIES												
TOTAL	205,000	0	205,000	5,000	3,300	0	3,300	0	3,300	1,700	201,700	1,700
Total Recurrent DEPOSITS	145,223,944	15,160,598	160,384,542	154,330,832	134,607,899	24,112,665	158,720,564	7,751,536	166,472,100	(2,651,546)	(6,087,558)	(10,413,082)
TOTAL	0	0	0	2,528,184	1,770,612	202,381	1,972,993	0	1,972,993	555,191	0	0
GRAND TOTAL	145,223,944	15,160,598	160,384,542	156,859,016	136,378,511	24,315,045	160,693,557	7,751,536	168,445,092	(2,106,355)	(6,087,558)	(10,413,082)

  
 .....  
 Principal Finance Officer  
 Tunapuna/Piarco Regional Corporation

  
 .....  
 Chief Executive Officer  
 Tunapuna/Piarco Regional Corporation